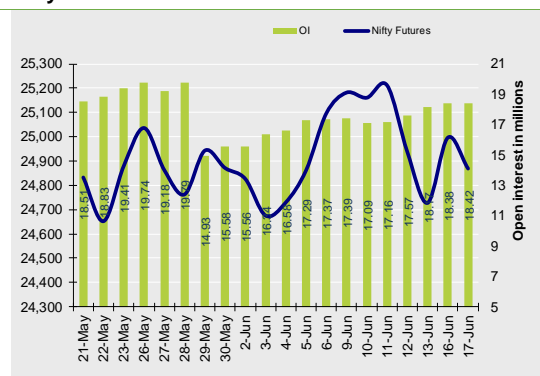


Nifty Snapshot

	Close	Prv Cl.	Ab chg	% chg
Spot	24,853.40	24,946.50	-93.10	-0.37
Futures	24,868.80	24,996.20	-127.40	-0.51
OI(ml shr)	18.42	18.38	0.04	0.24
Vol (lots)	72169	108451	-36282	-33.45
COC	15.40	49.70	-34.30	-69.0
PCR-OI	0.95	1.14	-0.19	-16.7

Nifty Futures Price v/s OI



Institutional Activity in previous trading session

(in Rs cr.)	Buy	Sell	Net
Index Futures	3549.73	3155.86	393.87
Index Options	932409.19	924297.13	8112.06
Stock Futures	15099.02	16439.63	-1340.61
Stock Options	72847.98	76097.84	-3249.86
FII Cash	13,581.10	12,098.33	1,482.77
DII Cash	19,427.32	11,220.13	8,207.19

Net FII Activity (in Rs cr.)

Date	Idx Fut	Stk Fut	Idx Opt	Cash
17-Jun	393.9	-1340.6	8112.1	1483
16-Jun	420.4	3531.8	-6563.6	-2539
13-Jun	-776.1	-2699.3	-1429.0	-1264
12-Jun	-2337.9	-5974.3	-8462.4	-3831
11-Jun	1245.6	-1212.9	56946.7	-446
10-Jun	560.1	-3391.2	4321.4	2302

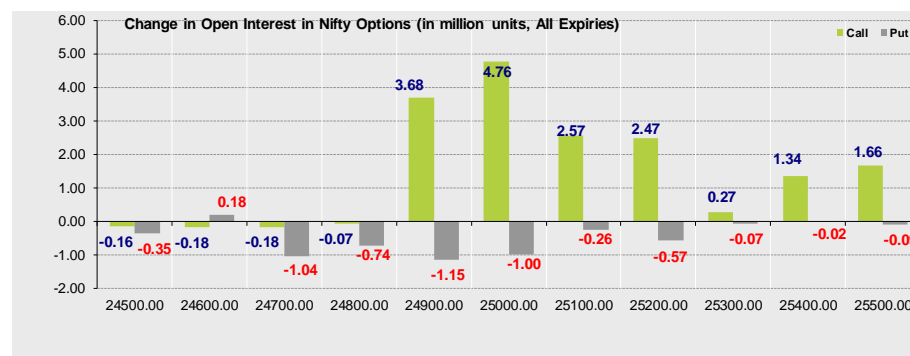
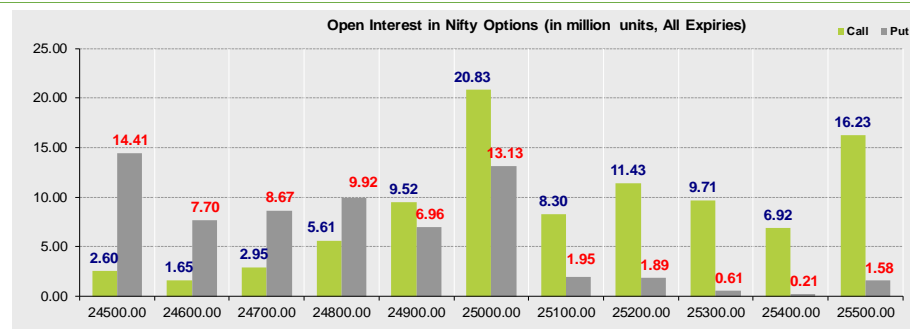
Technical Pivot (Intraday):

	S2	S1	PIVOT	R1	R2
NIFTY	24740	24805	24905	24970	25070
BANKNIFTY	55175	55475	56040	56340	56905

Summary

- Indian markets closed on a negative note where selling was mainly seen in IT, Metals, Automobiles Sectors. Nifty June Futures closed at 24868.80 (down 127.40 points) at a premium of 15.40 pts to spot.
- FII's were net buyers in Cash to the tune of 1482.77 Cr and were net buyers in index futures to the tune of 393.87 Cr.
- India VIX decreased by 2.93% to close at 14.40 touching an intraday high of 15.02.

Open Interest in Nifty Options:



- The above second chart shows previous trading day's change in Nifty options where Addition in OI were seen in 25000, 24900, 24800 strike Calls and liquidations at 24500, 24700, 24800 strike Calls indicating market is likely to remain negative in the near term.
- Highest OI build-up is seen at 25000 strike Calls and 24500 strike Puts, to the tune of 20.83mn and 14.41mn respectively.

Outlook on Nifty:

Index is likely to open on a flattish note today and is likely to remain negative during the day.

(Price is in Rs; OI is in million units; Price chg and OI chg are in percentage) **NB RESEARCH**

Fresh Longs seen in:

Scrip	Price	Price chg	OI	OI Chg
KAYNES	5659.5	0.9	0.4	37.3
MCX	7947.0	1.3	1.8	9.3
IIFL	487.8	0.5	11.3	5.5

Short Covering seen in:

Scrip	Price	Price chg	OI	OI Chg
GODREJPROP	2455.4	0.5	6.4	-7.0
BSOFT	423.4	0.3	12.5	-5.4
INDHOTEL	755.7	0.0	22.9	-4.8

Fresh Shorts seen in:

Scrip	Price	Price chg	OI	OI Chg
PPLPHARMA	195.4	-2.2	9.6	17.0
BIOCON	352.9	-1.3	37.8	15.3
HINDZINC	486.5	-3.3	17.2	14.8

Long Unwinding seen in:

Scrip	Price	Price chg	OI	OI Chg
MANAPPURAM	271.0	-2.5	38.1	-5.0
DRREDDY	1322.2	-1.9	11.3	-4.3
HUDCO	225.6	-2.1	41.9	-2.9

NIFTY50 Options OI (CE OI = Resistance) (PE OI = Support)

Symbol	Highest CE OI	Highest PE OI	CMP
ADANIENT	2700	2700	2493
ADANIPTS	1500	1400	1393
APOLLOHOSP	7200	6900	7019
ASIANPAINT	2260	2200	2271
AXISBANK	1250	1200	1217
BAJAJ-AUTO	9000	8500	8514
BAJFINANCE	1000	900	922
BAJAJFINSV	2100	2000	2004
BEL	400	380	402
BHARTIARTL	2000	1860	1856
CIPLA	1600	1320	1504
COALINDIA	400	400	391
DRREDDY	1300	1300	1322
EICHERMOT	6000	5000	5346
ETERNAL	270	240	248
GRASIM	2700	2600	2675
HCLTECH	1740	1700	1733
HDFCBANK	2000	1940	1934
HDFCLIFE	800	730	772
HEROMOTOCO	4500	4200	4370
HINDALCO	700	600	642
HINDUNILVR	2400	2300	2305
ICICIBANK	1450	1450	1426
ITC	440	420	417
INDUSINDBK	820	800	808

NIFTY50 Options OI (CE OI = Resistance) (PE OI = Support)

Symbol	Highest CE OI	Highest PE OI	CMP
INFY	1640	1600	1639
JSWSTEEL	1020	980	999
JIOFIN	300	290	290
KOTAKBANK	2160	2000	2138
LT	3700	3600	3624
M&M	3100	3000	3010
MARUTI	12500	12500	12565
NTPC	340	340	336
NESTLEIND	2500	2200	2361
ONGC	255	250	252
POWERGRID	300	270	289
RELIANCE	1500	1400	1434
SBILIFE	1860	1800	1800
SHRIRAMFIN	700	660	666
SBIN	820	820	792
SUNPHARMA	1700	1600	1651
TCS	3500	3500	3517
TATACONSUM	1200	1000	1072
TATAMOTORS	720	650	674
TATASTEEL	161.4	146.4	153
TECHM	1700	1600	1719
TITAN	3600	3400	3416
TRENT	6000	5500	5626
ULTRACEMCO	12000	9800	11392
WIPRO	270	250	264

OI against MWPL				
Symbol	MWPL	Open Interest	Limit for next day	% OI
TITAGARH	16037381	15109100	Ban	94%
RBLBANK	121575211	113135675	Ban	93%
ABFRL	121580965	110549400	Ban	91%
BIOCON	94007780	83462500	5844891	89%
HUDCO	100095000	88098500	Ban	88%
DIXON	8159946	6977450	774498	86%
CHAMBLFERT	31728204	26874550	Ban	85%
MANAPPURAM	109606743	92475000	Ban	84%
BSOFT	32988281	27786300	Ban	84%
HINDCOPPER	65482129	55067000	7141022	84%
CDSL	35530000	29660375	Ban	83%
IEX	177849950	146381250	22576202	82%
IREDA	134388235	108353600	Ban	81%
HFCL	189248684	151708550	28077699	80%
LTF	168467595	133275478	26768737	79%
BANDHANBNK	193371109	151365200	32337353	78%
INOXWIND	134884086	104947950	23191931	78%
TATATECH	36328758	28249500	6262820	78%
MAZDOCK	12239606	9497600	2130025	78%
GRANULES	29668038	22491150	5693486	76%
BSE	63258922	47531625	12564350	75%
NMDC	689383367	509787000	145127198	74%
LICHSGFIN	60244101	44183000	13048895	73%
NATIONALUM	178967755	130162500	39856867	73%
PNB	687763516	497072000	156303340	72%
HAL	37934515	26856900	9180889	71%
AARTIIND	41876170	29342500	10439861	70%
SAIL	289148547	202243900	72447219	70%
CANBK	672420574	468200250	170599295	70%
MCX	10180563	7039350	2632184	69%
IRCTC	60165566	41476750	15680537	69%
TATACHEM	31601465	21021850	8999541	67%
ANGELONE	11638502	7710550	3346026	66%

[illegible]

Derivative Recommendations:

Stock Name	Call (Buy/Sell)	Entry price	Targets	Stop Loss	Duration	Status
HUDCO (Bull Call spread)	Buy	9.8	20	4	Positional	Open
IRFC (Bull Call Spread)	Buy	3.6	7.2	1.8	Positional	Open
OFSS Future	Buy	9721	10050	9500	1-2 Days	Open
BEL 410 CE	Buy	6	11	3.5	1-2 Days	Open
INFY 1640CE	Buy	23	36	16	1-2 Days	Open
TCS Future	Buy	3525	3670	3450	1-2 Days	Open

FROM THE EQUITY DERIVATIVE DESK:

NIRAV HARISH CHHEDA
AVP - DERIVATIVES AND TECHNICAL RESEARCH
E-Mail: nirav.chheda@nirmalbang.com
Tel no: 6273-8199/8000

AMIT BHUPTANI
SNR.DERIVATIVES AND TECHNICAL RESEARCH ANALYST
E-Mail: amit.bhuptani@nirmalbang.com
Tel no: 6273-8242/8000

DISCLOSURES

Research Reports that are published by Nirmal Bang Securities Private Limited (hereinafter referred to as "NBSPL") are for private circulation only. NBSPL is a registered Research Analyst under SEBI (Research Analyst) Regulations, 2014 having Registration no. INH000001766. NBSPL is also a registered Stock Broker with National Stock Exchange of India Limited, BSE Limited, Metropolitan Stock Exchange of India Limited, Multi Commodity Exchange of India Limited, National Commodity and Derivative Exchange Limited and Indian Commodity Exchange Limited in cash and Equity and Commodities derivatives segments.

NBSPL has other business divisions with independent research teams separated by Chinese walls, and therefore may, at times, have different or contrary views on stocks and markets.

NBSPL or its associates have not been debarred / suspended by SEBI or any other regulatory authority for accessing / dealing in securities Market. NBSPL, its associates or analyst or his relatives do not hold any financial interest (Except Investment) in the subject company. NBSPL or its associates or Analyst do not have any conflict or material conflict of interest at the time of publication of the research report with the subject company. NBSPL or its associates or Analyst or his relatives may or may not hold beneficial ownership of 1% or more in the subject company at the end of the month immediately preceding the date of publication of this research report.

NBSPL or its associates / analyst has not received any compensation / managed or co-managed public offering of securities of the company covered by Analyst during the past twelve months. NBSPL or its associates have not received any compensation or other benefits from the company covered by Analyst or third party in connection with the research report. Analyst has not served as an officer, director or employee of Subject Company. NBSPL / analyst has not been engaged in market making activity of the subject company.

Analyst Certification: The research analysts and authors of these reports, hereby certify that the views expressed in this research report accurately reflects my/our personal views about the subject securities, issuers, products, sectors or industries. It is also certified that no part of the compensation of the analyst(s) was, is, or will be directly or indirectly related to the inclusion of specific recommendations or views in this research. The analyst(s) principally responsible for the preparation of this research report and has taken reasonable care to achieve and maintain independence and objectivity in making any recommendations.

DISCLAIMER

This report is for the personal information of the authorized recipient and does not construe to be any investment, legal or taxation advice to you. NBSPL is not soliciting any action based upon it. Nothing in this research shall be construed as a solicitation to buy or sell any security or product, or to engage in or refrain from engaging in any such transaction. In preparing this research, we did not take into account the investment objectives, financial situation and particular needs of the reader.

This research has been prepared for the general use of the clients of NBSPL and must not be copied, either in whole or in part, or distributed or redistributed to any other person in any form. If you are not the intended recipient you must not use or disclose the information in this research in any way. Though disseminated to all the customers simultaneously, not all customers may receive this report at the same time. NBSPL will not treat recipients as customers by virtue of their receiving this report. This report is not directed or intended for distribution to or use by any person or entity resident in a state, country or any jurisdiction, where such distribution, publication, availability or use would be contrary to law, regulation or which would subject NBSPL & its group companies to registration or licensing requirements within such jurisdictions.

The report is based on the information obtained from sources believed to be reliable, but we do not make any representation or warranty that it is accurate, complete or up-to-date and it should not be relied upon as such. We accept no obligation to correct or update the information or opinions in it. NBSPL or any of its affiliates or employees shall not be in any way responsible for any loss or damage that may arise to any person from any inadvertent error in the information contained in this report. NBSPL or any of its affiliates or employees do not provide, at any time, any express or implied warranty of any kind, regarding any matter pertaining to this report, including without limitation the implied warranties of merchantability, fitness for a particular purpose, and non-infringement. The recipients of this report should rely on their own investigations.

This information is subject to change without any prior notice. NBSPL reserves its absolute discretion and right to make or refrain from making modifications and alterations to this statement from time to time. Nevertheless, NBSPL is committed to providing independent and transparent recommendations to its clients, and would be happy to provide information in response to specific client queries.

Before making an investment decision on the basis of this research, the reader needs to consider, with or without the assistance of an adviser, whether the advice is appropriate in light of their particular investment needs, objectives and financial circumstances. There are risks involved in securities trading. The price of securities can and does fluctuate, and an individual security may even become valueless. International investors are reminded of the additional risks inherent in international investments, such as currency fluctuations and international stock market or economic conditions, which may adversely affect the value of the investment. Opinions expressed are subject to change without any notice. Neither the company nor the director or the employees of NBSPL accept any liability whatsoever for any direct, indirect, consequential or other loss arising from any use of this research and/or further communication in relation to this research. Here it may be noted that neither NBSPL, nor its directors, employees, agents or representatives shall be liable for any damages whether direct or indirect, incidental, special or consequential including lost revenue or lost profit that may arise from or in connection with the use of the information contained in this report.

Copyright of this document vests exclusively with NBSPL. Our reports are also available on our website www.nirmalbang.com